

Connecting Your Bank Account in the Hope Scholarship Platform

Student First Technologies is excited to announce our partnership with Plaid, a leader in banking security, to ensure the highest level of protection for your financial information on the platform. You can now seamlessly integrate your bank account with the Hope Scholarship Platform through Plaid, a secure and convenient solution.

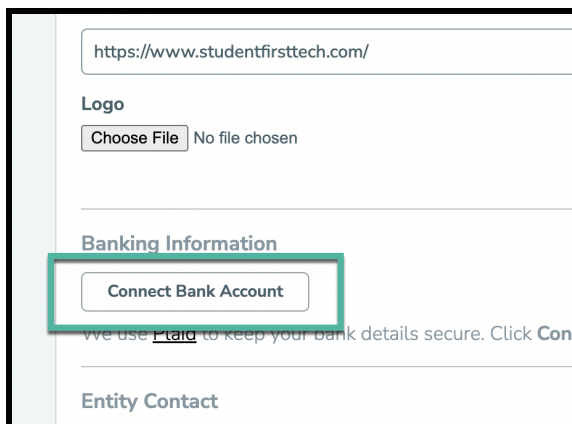
Note: First Platypus Bank is used in this article only as an example use case.

Sign Up and Log In

- Log in to your existing Hope Scholarship Platform account.

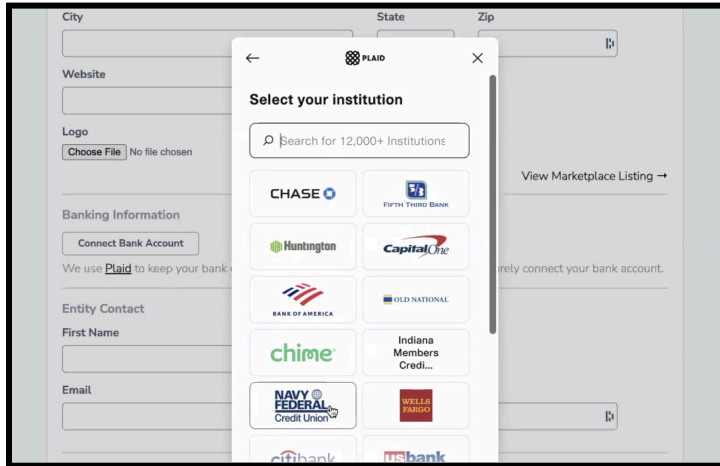
Locate the Connect Bank Account Button

- Navigate to the top right of your screen within the Hope Scholarship Platform and click “Edit Organization.”
- Navigate to Banking Information section and click “Connect Bank Account.” A pop-up window will appear that starts the process:



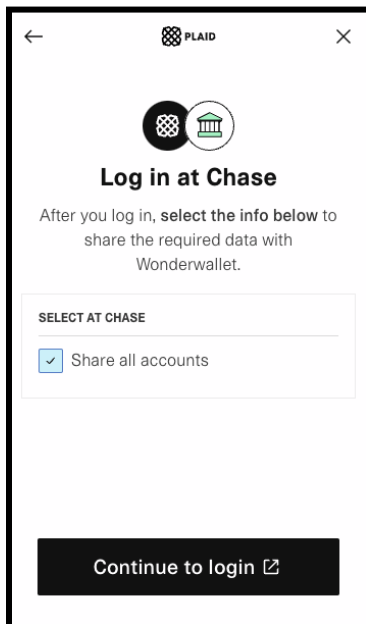
Choose Your Bank

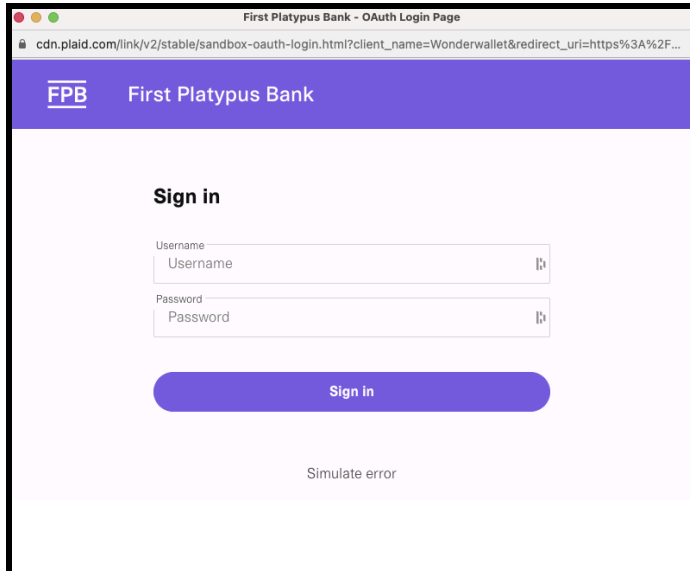
- A list of banks will appear. Find and select your bank.



Enter Your Bank Credentials

- Input your online banking username and password.
- Select which bank account to share via Plaid
 - **Important:** Select your primary business bank account to which you would like to receive Hope Scholarship funds

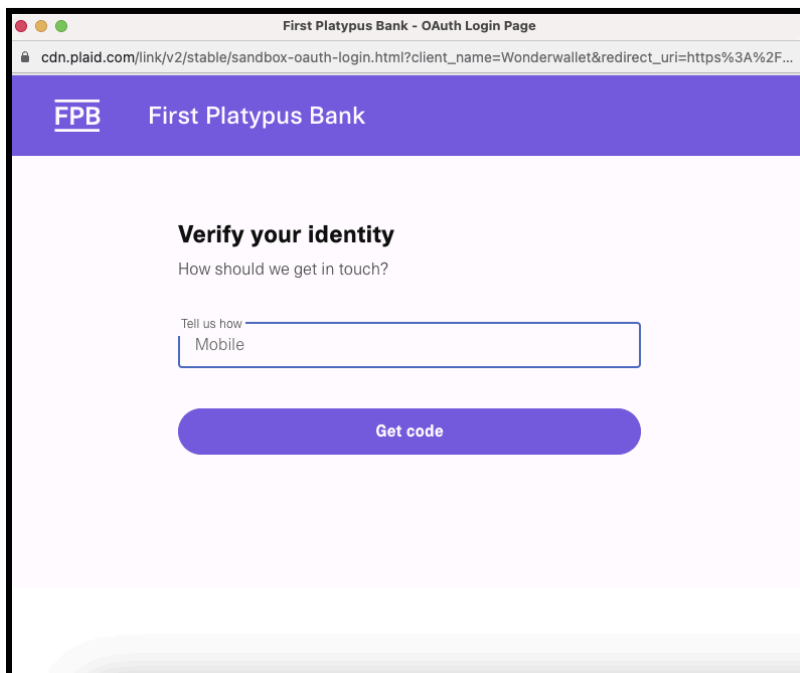




The screenshot shows a web browser window titled "First Platypus Bank - OAuth Login Page". The address bar contains the URL: `cdn.plaid.com/link/v2/stable/sandbox-oauth-login.html?client_name=Wonderwallet&redirect_uri=https%3A%2F...`. The page features the FPB logo and the text "First Platypus Bank" in a purple header. Below the header, the heading "Sign in" is displayed. There are two input fields: "Username" and "Password", both containing placeholder text. A purple "Sign in" button is positioned below the fields. At the bottom of the form area, there is a link that says "Simulate error".

Authenticate Your Identity

- For added security, you may need to answer security questions or receive a verification code via email or text.

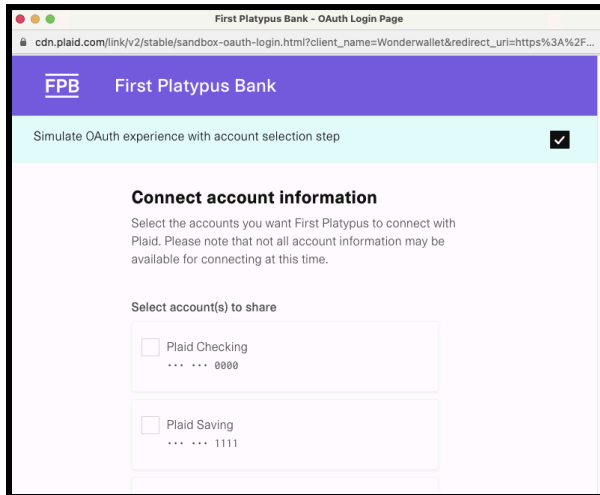


The screenshot shows the same web browser window, but the page content has changed to the "Verify your identity" step. The heading "Verify your identity" is displayed, followed by the question "How should we get in touch?". Below this, there is a text input field labeled "Tell us how" with the word "Mobile" entered. A purple "Get code" button is located below the input field.

Link Your Account

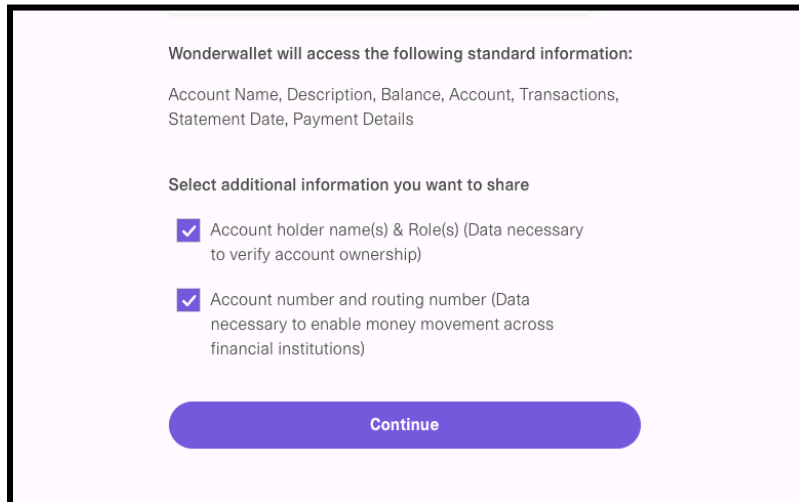
- After entering all the required information, the platform will establish a secure connection with your bank.

- Verify the information displayed to ensure everything looks correct.



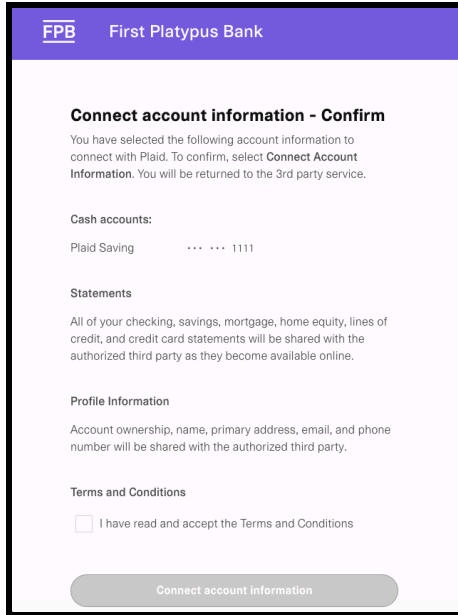
Accept Terms and Permissions

- You'll be prompted to agree to certain terms and permissions. Make sure to read them carefully.



Confirmation

- A confirmation message will display, signaling that you've successfully linked your bank account.



FPB First Platypus Bank

Connect account information - Confirm

You have selected the following account information to connect with Plaid. To confirm, select **Connect Account Information**. You will be returned to the 3rd party service.

Cash accounts:

Plaid Saving 1111

Statements

All of your checking, savings, mortgage, home equity, lines of credit, and credit card statements will be shared with the authorized third party as they become available online.

Profile Information

Account ownership, name, primary address, email, and phone number will be shared with the authorized third party.

Terms and Conditions

I have read and accept the Terms and Conditions

Connect account information

Your Business is set-up to receive Disbursements!

Need Help?

If you run into any issues, the Hope Scholarship Engagement Team is available to assist you. You can reach the Engagement Center by phone at (681)-999-HOPE (4673) or email at help@hopescholarshipwv.com. With these steps, you'll be well on your way to making the most of your participation in the Hope Scholarship Program. Thank you for taking this journey with us.